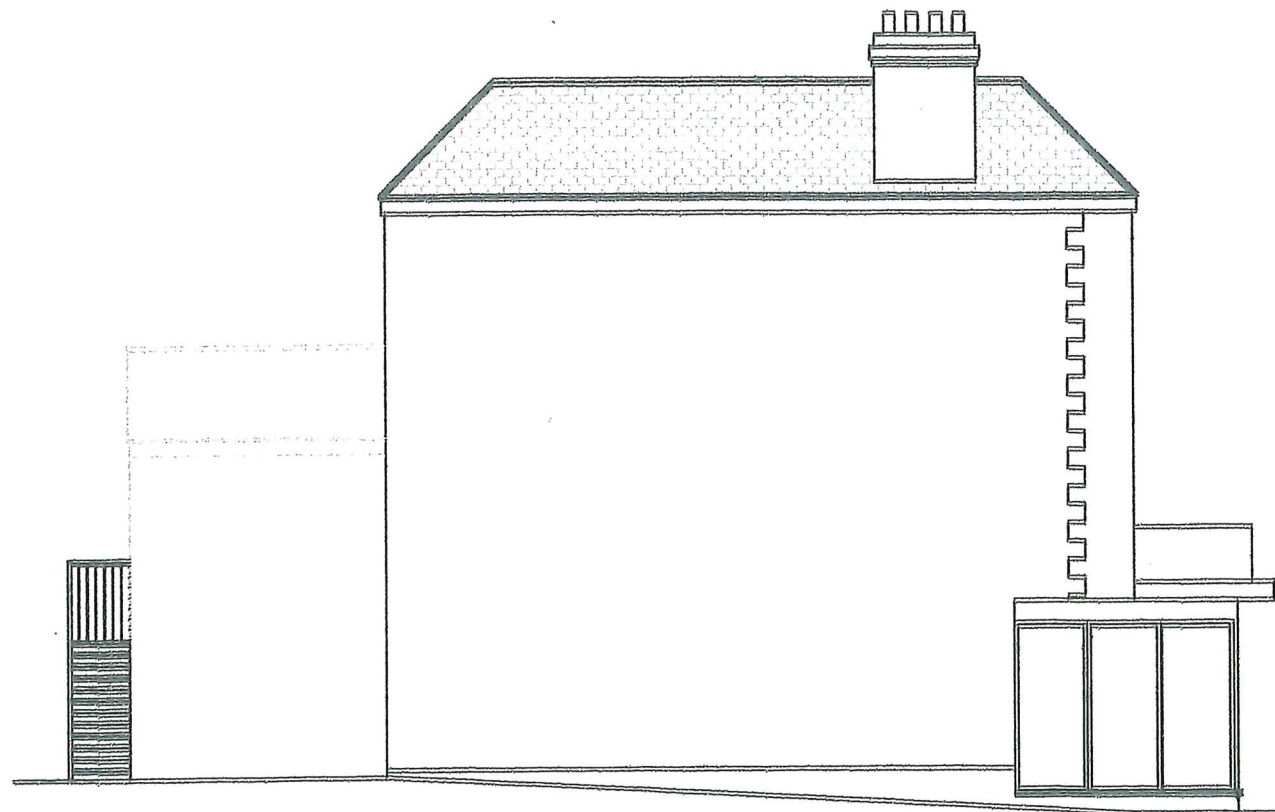





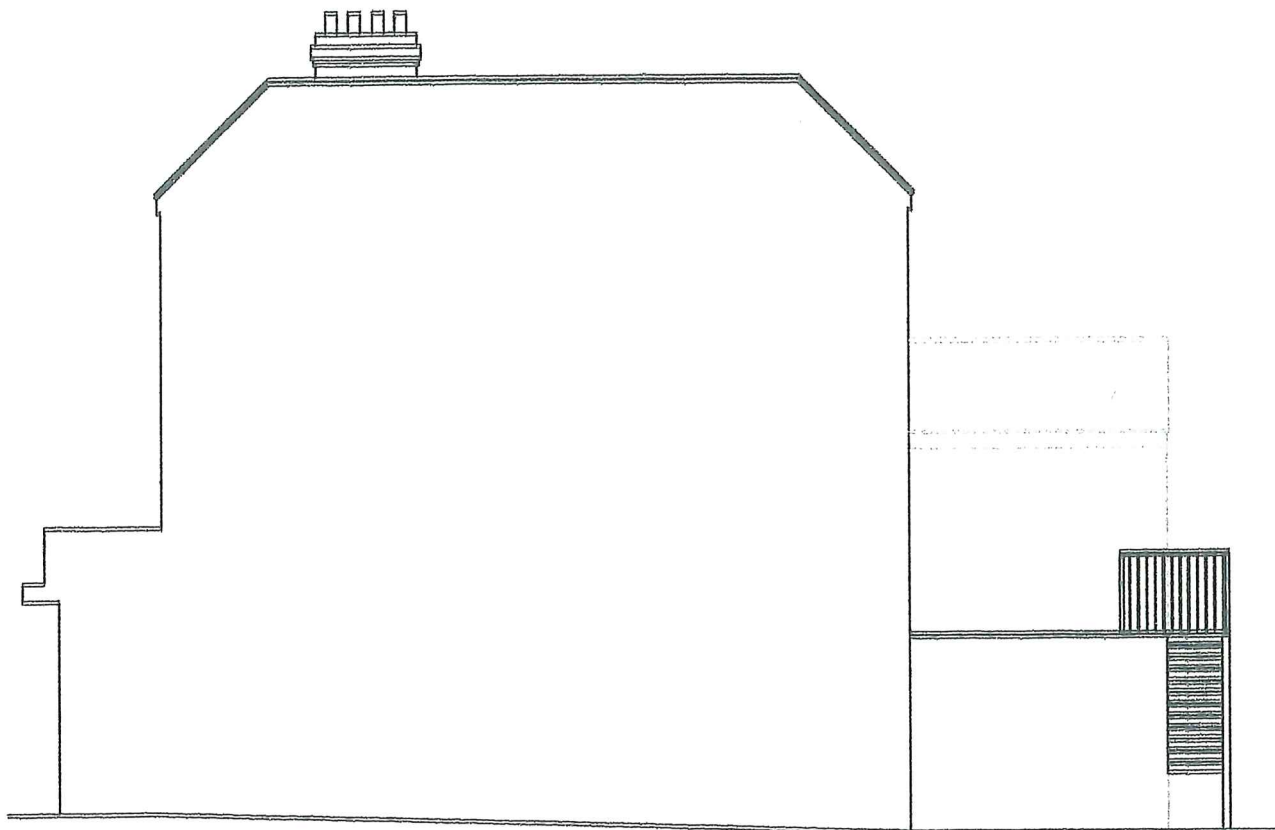
Front Elevation



Left Side Elevation



Rear Elevation



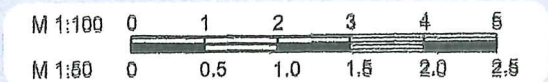
Right Side Elevation

**David Thompson  
Architectural Services**

99a Bouverie Road West,  
Folkestone  
CT20 2LB  
07932676769  
davidthompson@architectural.uk.com

**NOTES**

- 01 All new and existing building work dimensions are critical to the construction process.
- 02 All drawings are preliminary unless stated differently. Preliminary drawings are not to be built or manufactured from.
- 03 This drawing is subject to copyright of **Architectural SERVICES** reproduction only with written authority.
- 04 Drawing dimensions and scales to be checked prior to commencement of work.
- 05 All structural work where mentioned on this drawing is subject to a qualified structural and civil engineer calculations before building work commences.
- 06 These plans may be subject to "Planning & Building Regulation Approval" or any other statute in law before the commencement of building works.
- 07 All materials to match existing unless otherwise stated.



Proposed Elevations

**Eldridges**  
87 High Street,  
Hythe,  
Kent,  
CT21 5JH

DESIGN 2A - 10.10.25

CLIENT NO:

JOB NO:

SCALE @ A3: 1:100

DATE:  
29.07.25

PG NO: 04